

eBoard APP for Visual Mfg

Financial Audits Module



Making Visual Stronger

Agenda

- What is eBoard and the Financial Audits Module?
- Who can benefit from it?
- What does it do for you?
- Live Demonstration



What is eBOARD?

- ✓ eBoard is a **FINANCIAL REPORTING APP**
- ✓ **Exclusively developed for VISUAL ERP** users looking for an **easy-to-use** GL reporting and Audit tool.
- ✓ With the eBoard App, you gain access to **live financial data**, adding **drill-down capability to support details**, and to **export** the financial statements to **Microsoft Excel in one click**.
- ✓ No need to know Visual or Centura Reports

Who can benefit from eBoard?

VISUAL ERP users:

- ✓ Looking for an **easy-to-use** GL reporting and audit tool, with **drill down** capabilities to transaction details.
- ✓ Who want to improve their **visibility** and reconciliation process.
- ✓ Who want access to Financial data, real time, without having to log into Visual
- ✓ Who would like to create financial reports without having to spend time altering reports.
- ✓ Who want to enhance their **budgeting control** by empowering Area Managers to do their own budget vs actuals performance analysis.

eBoard – What does it do for you?




CFO's / Controllers / Accounting Managers / IT

- Real time visibility of financial information
- Easy export to Excel
- Simple Report Builder – just copy and paste from you COA
- Audit Module to streamline subledger reconciliation process
- Drill down to transaction details built in



Executives & Decision Makers

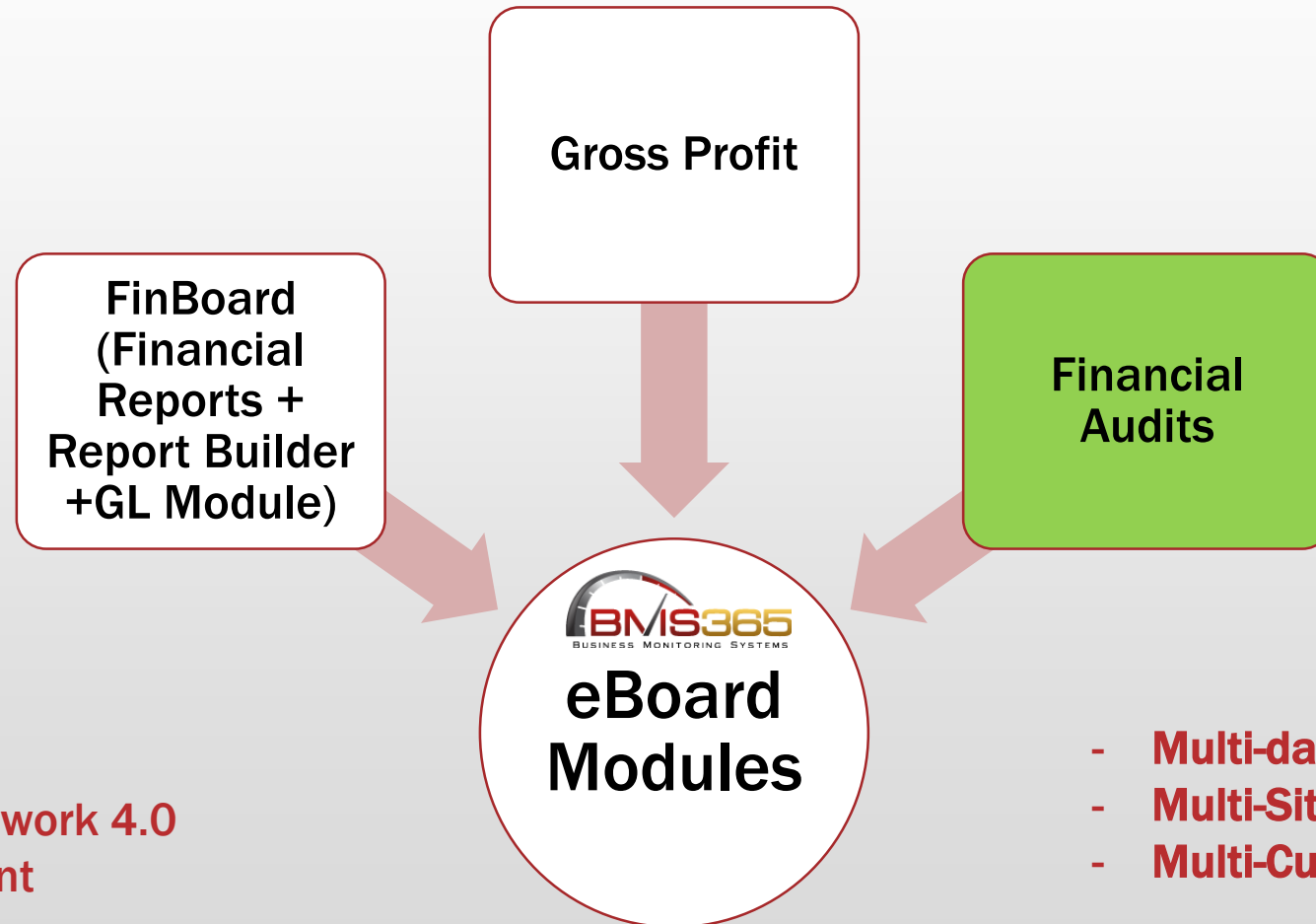
- Easy access to financial statements, no need to know Visual
- No waiting time, reports are available on demand, real time
- Comparative to Budget and Previous year Statements built in
- Percent Analysis feature included



Internal Customers

- Easy information exchange
- Managers monitor their area's performance and expenditure
- Restricted access by gl account, report and module
- Drill down capabilities, export to excel remain available

eBoard - Modules



System Requirements

- SQL Server Platform
- Microsoft .Net framework 4.0
- Windows Environment

- Multi-database
- Multi-Site
- Multi-Currency

Top 5 Benefits of eBoard for Visual Mfg



- ✓ **Real time** access to your company's Financial Statements = No need to log into Visual
- ✓ Easy to use **financial report builder** = as simple as copying and pasting GL accounts
- ✓ Time saver when performing account research and balance analysis as you can now **drill down to document details**
- ✓ Easy to **share** financial reports online to allow other departments to do their own analysis, or export your reports to excel as easy as a click of a button
- ✓ **Exclusively** designed to work with Visual Mfg. It takes only 15 minutes to get it installed!

Beautiful, Simple and Powerful

FinAudits Module

- ✓ **This Version**
 - ✓ **PO Accruals, AP and Cash Analysis Audits**
 - ✓ **+30 prebuilt Audits to detect inconsistencies and streamline the sub-ledgers reconciliation process**
 - ✓ **Results are live and exportable to Excel in one click**
 - ✓ **Explanations and suggested corrective actions are included**

- ✓ **Next Release**
 - ✓ **Ability to add your own scripts**
 - ✓ **Expanded functionality related to AR, Inventory and Mfg Audits**
 - ✓ **Month-end interactive checklist that can be reviewed from web-browser**

Making Visual stronger

Intuitive user interface

FinBoard

File FinBoard Gross Profit Admin Help

Financial Reports Report Builder Cash Analysis AP Audits

Year: 2018 Currency: (USD) \$ Entity: MMC

Show Budgets ADJUSTED - 2018

12 Months Last 3 Months Select Cut-off December

Accounts with Activity Only Show Grid Lines

Divisor: None

Report List Refresh Print Export to Excel

DEMO654

Income Statement

Hide lower level details Find

Report Type: Income Statement - Total lines: 189 Purple columns = Draft

Account	Jan'18	Budget Jan'18	Var Jan'18	Feb'18	Budget Feb'18	Var Feb'18	Mar'18	Budget Mar'18	Var Mar'18	Apr'18	Budget Apr'18	Var Apr'18
Income Statement												
8999 - Net Income (Loss) YTD	385,435	364,289	21,146	187,231	162,804	24,427	290,664	241,584	49,080	(2,750,839)	1,071,562	(3,822,400)
40000 - Total Revenue	224,433	219,944	4,489	301,114	295,091	6,022	358,722	351,548	7,174	2,293,660	1,200,000	1,093,660
40000-001 - Total Net Sales - Domestic	224,433	219,944	4,489	301,114	295,091	6,022	358,722	351,548	7,174	2,295,160	1,200,000	1,095,160
4005-000 - Gross Sales - Domestic	102,566	100,515	2,051	119,895	117,497	2,398	179,843	176,246	3,597	565,000	1,200,000	(635,000)
4005-001 - Gross Sales - Furniture	46,313	45,386	927	84,095	83,399	696	69,469	69,079	390	750,000	0	750,000
4005-002 - Gross Sales - Stampings	11,500	11,270	230									
4005-003 - Gross Sales - Telephone	64,054	62,773	1,281									
4010-000 - Sales Discounts - Domestic	0	0	0									
4015-000 - Sales Returns - Domestic	0	0	0									
40000-002 - Total Net Sales - International	0	0	0									
4020-000 - Gross Sales - International	0	0	0									
4025-000 - Sales Discounts - International	0	0	0									
4030-000 - Sales Returns - International	0	0	0									
4031-000 - Sales - Other	0	0	0									
41000 - Total Cost of Goods Sold	(188,152)	(158,754)	29,398									
4105 - Total Material COGS	56,944	50,905	6,039									
4105-000 - Material Cost	27,344	21,897	5,447									
4105-001 - Material COGS - Furniture	4,078	3,996	82									
4105-002 - Material COGS - Stampings	6,501	6,371	130									
4105-003 - Material COGS - Telephone	19,022	18,641	381									
4107 - Total Finished Goods Variance	0	0	0									
4170-000 - Finished Goods Material...	0	0	0									

Drill-Down Details

Details for:
Account: 4005-000 - Gross Sales - Domestic
Period: Jan'18
Entity: MMC
Currency: (USD) \$

Type	Reference
Receivables	Invoice: IV-6003MFG
Receivables	Invoice: IV-6006MFG
Receivables	Invoice: IV-6007MFG

Double-Click on the hyperlink to see more details

Document details

Accounts Receivable

Sold To:
CENTRE GROUP
5100 Popular Avenue
Memphis, 38174-9875

Ln	GL Account	Description
1	4005-000	1/4 INCH STEEL PLATE Steel Plate-1/4 Inch

HOW EASY IT IS TO CREATE A FINANCIAL REPORT

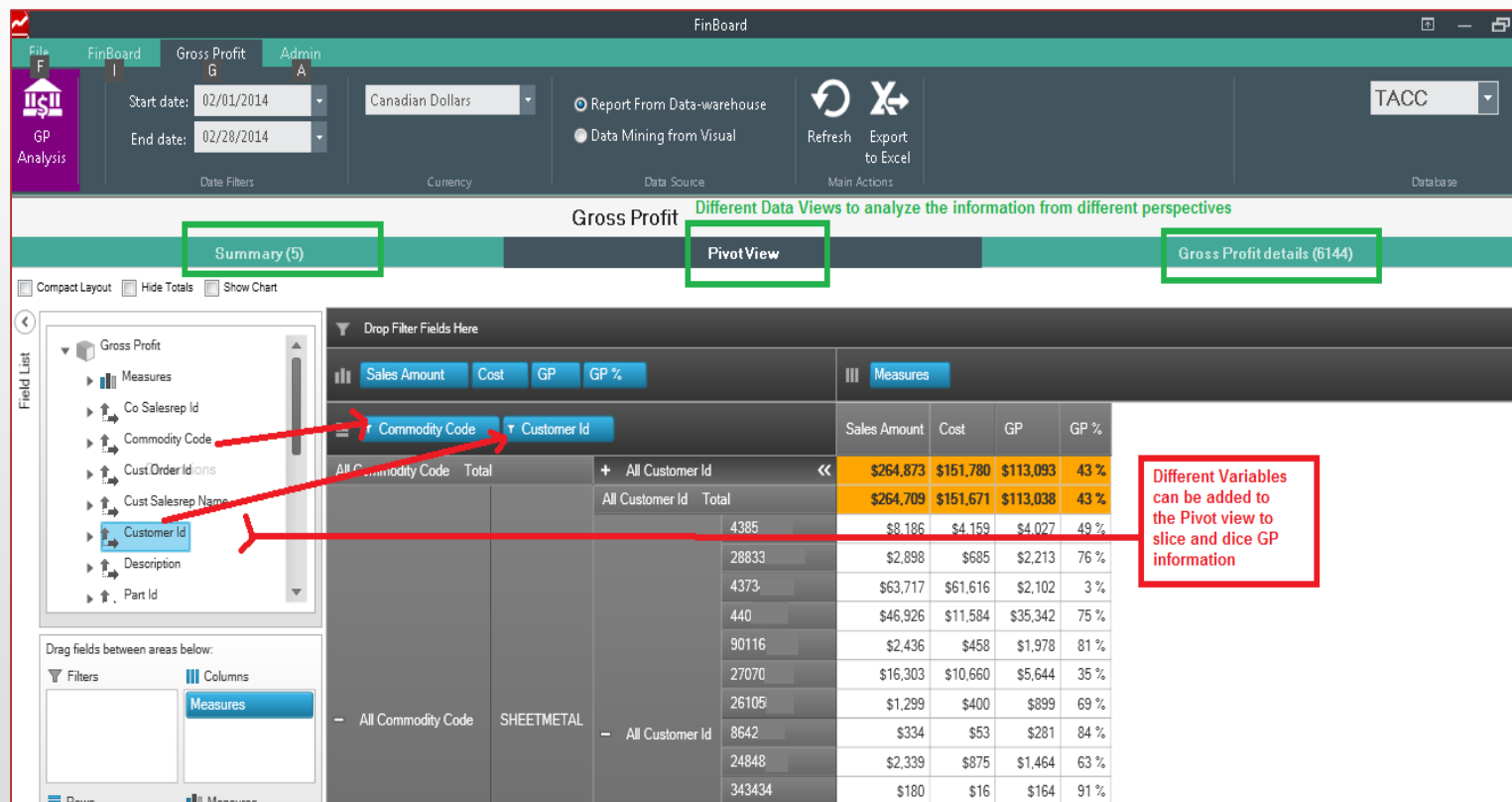


- ✓ 3 Standard reports are included: Income Statement, Balance Sheet, and Trial Balance
- ✓ Drill down to transaction windows are developed in SSRS and can be configured according to your needs

Cannot get easier than this!

Gross Profit Module

Get insights of your top performers, identify outliers and reasons behind the low or very high GP, all from one screen, by Site, Currency, Customer, etc, reconciling the figures to your Financial Statements.



BMS eBoard - Case Study

▪Read more at <http://bms365.com/finboard-case-study/>



Customers Testimonials

“The FinBoard has transformed the way Viking creates, distributes and uses financial information. It truly has been transformational for our department. The main benefit that we get from the FinBoard is that the financial information is now live. .”

Brian S., Corporate Controller , Aerospace

“We have used BMS FinBoard for over one and a half years, are extremely satisfied with this BMS product and support and would highly recommend it for Visual Manufacturing users.”

Steve R., Owner at WCC

“We love our BMS software! It saves us so much time! Plus, the software is so intuitive that we’ve been able to get a lot of use out of it right out of the box.”

Robert W. B, Vice President, Finance & Administration

Thank you!

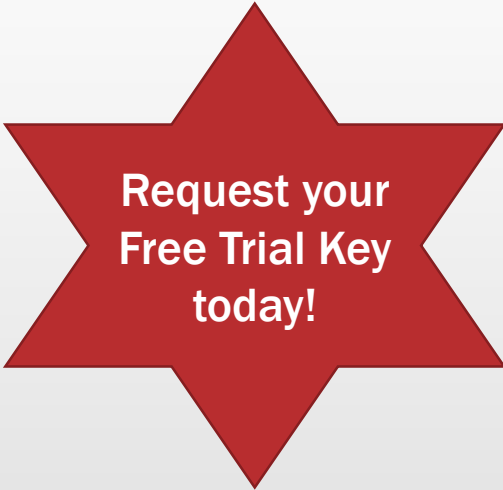
For more information, contact:

Valeria Vicco

Phone: 604-888-3194

Email: info@bms365.com

<https://bms365.com/>



Request your
Free Trial Key
today!

Existing users bonus!
Check for updates to access
the new FinAudits and GL Modules
Limited time - Trial mode